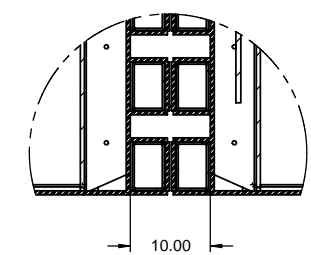
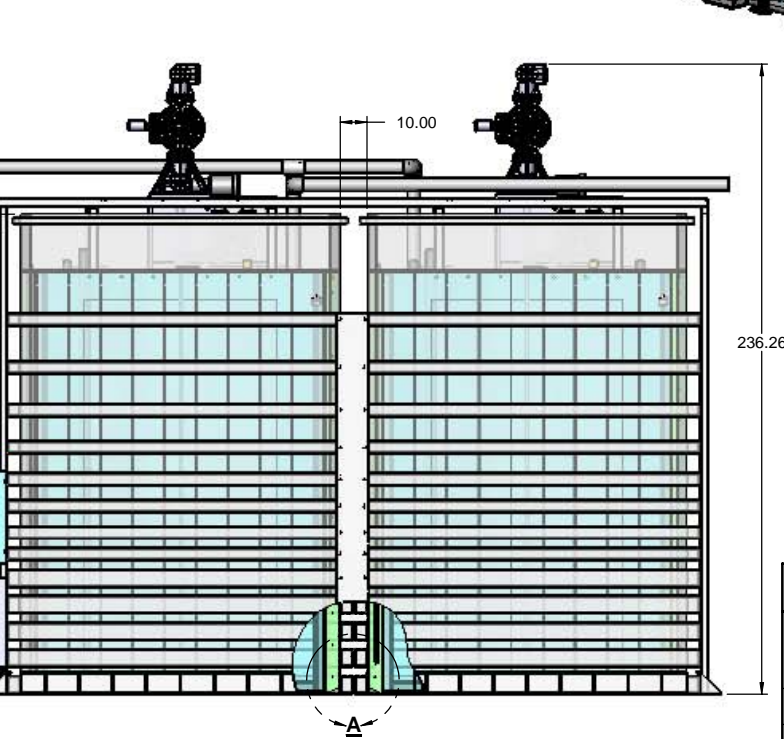
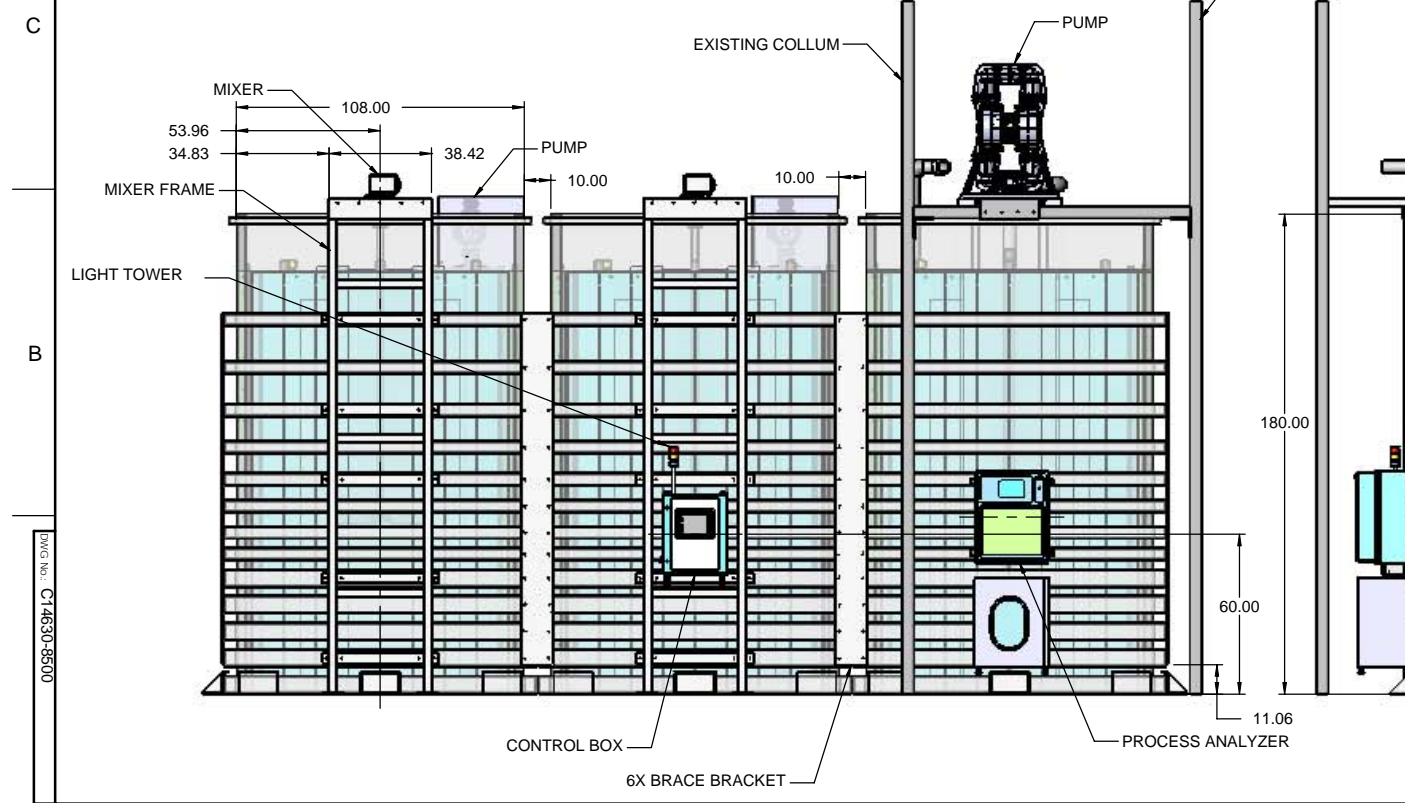
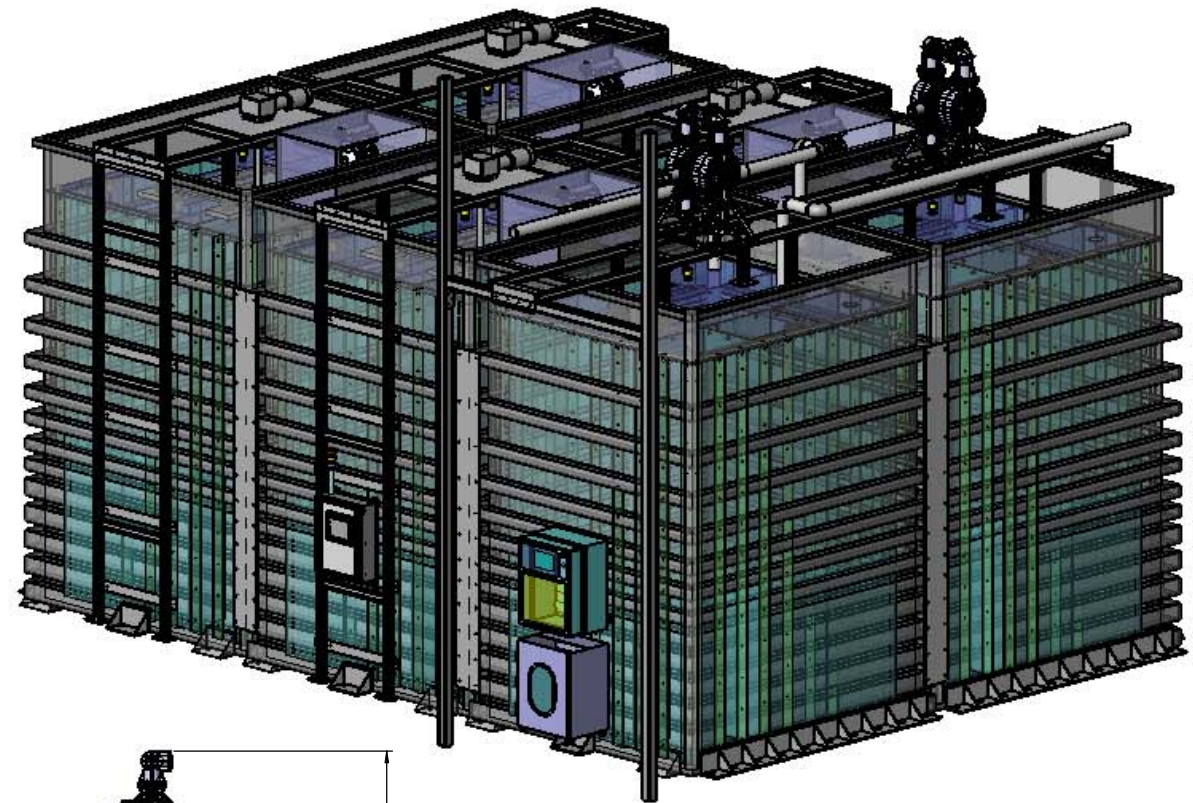


NOTES: (UNLESS OTHERWISE SPECIFIED)

- TANK MATERIAL: 1/2" UV RESISTANT BLACK POLYPROPYLENE.
- REMOVE ALL BURRS AND SHARP EDGES.
- SEE THE REQUIREMENTS OF STRUCTURAL NOTES AND LAYOUTS DRAWING TO INSTALL SEISMIC ANCHORAGE BRACKETS.

REVISIONS			
REV.	DESCRIPTION	DATE	APPVD.
A	INITIAL RELEASE	7/27/07	
B	UPDATED LAYOUT	8/28/2007	
C	UPDATED LAYOUT	9/10/2007	
D	ADDED I-BEAM	10/11/2007	
E	RE-DESIGN THE FRAME STRUCTURE	10/29/2007	
F	RE-DESIGN THE SEISMIC ANCHORAGE BRACKETS	12/28/2007	
G	ADDED PUMP (2X)	7/23/2008	
H	UPADTED PUMP FRAME	8/18/2008	



THESE DRAWINGS ARE THE PROPERTY OF MODUTEK CORP. THEIR USE BY OTHERS, EXCEPT BY AGREEMENT, IS EXPRESSLY PROHIBITED.

UNLESS OTHERWISE SPECIFIED ALL DIMENSIONS ARE IN INCHES TOLERANCES ARE:		CONTRACT No. C14630		 6387 SAN IGNACIO AVENUE SAN JOSE, CA. 95119 (408) 362-2000	
FRACTIONS ± 1/32	DECIMALS .XX ± 0.01 .XXX ± 0.05 XXXX ± 0.01	ANGLES ± 1°	NAME	DATE	<b>TANK FARM, CUSTOM LAYOUT</b>
MATERIAL: SEE NOTES			DRAWN BY: TP	07/27/07	
FINISH: SEE NOTES			DESIGNED BY:		FSCM No. C14630-8500 DWG No. H
DO NOT SCALE DRAWING			APPROVED BY: MT	07/27/07	
FILE: F:\Projects\Custom Products\IDS\C14630 Tank Farm\C14630-8500			CHECKED BY:		SCALE: 1:32 SHEET 1 of 1

PRINT DATE: 8/18/2008

DWG No. C14630-8500